

# BRAVDEN

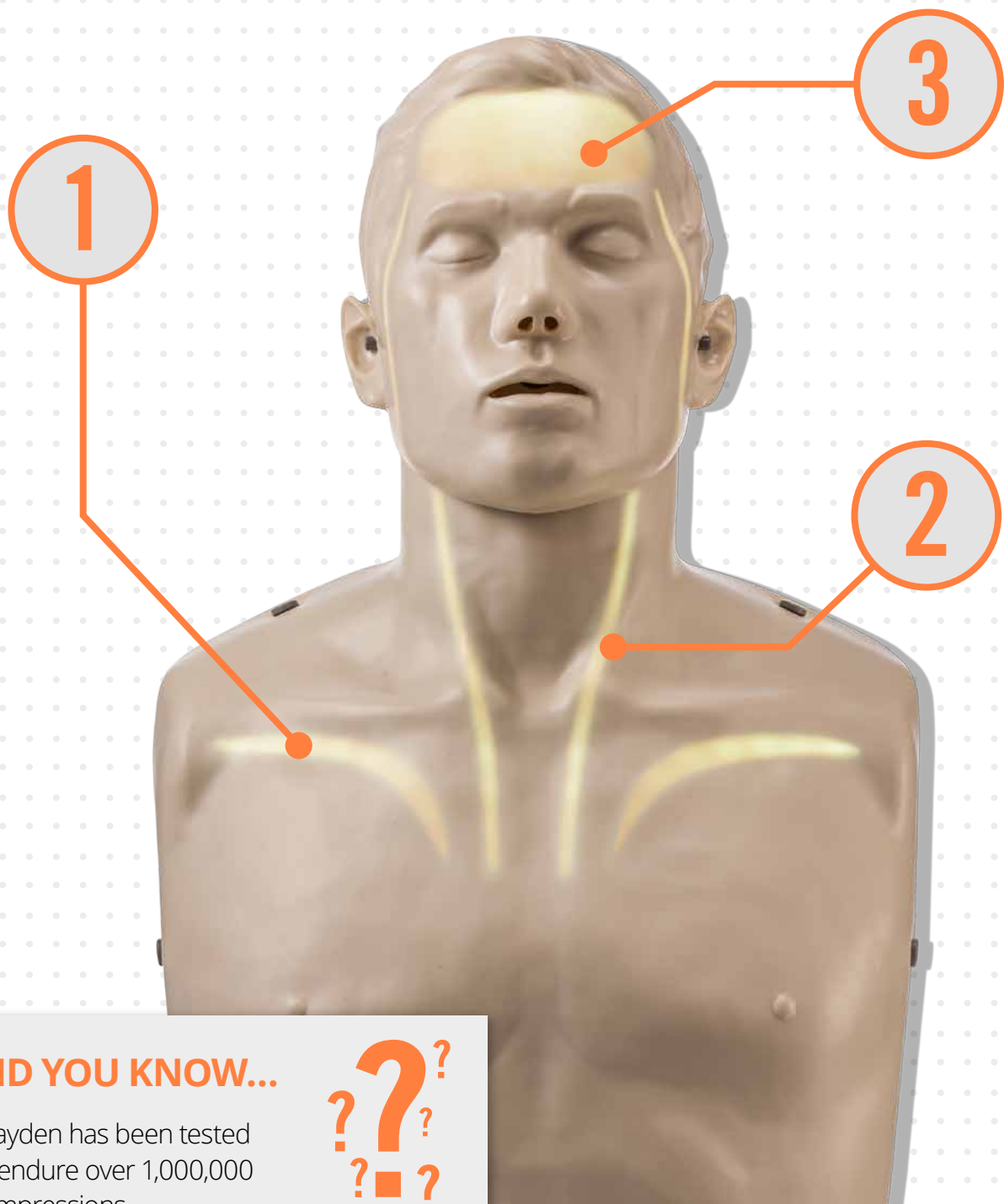
## ILLUMINATING CPR

The First Manikin that helps you  
**Visualise the effects of CPR**



- ✓ Builds Confidence
- ✓ Promotes Understanding
- ✓ Aids Knowledge Retention

Three interrelated sets of LED  
Lights give real time feedback  
of CPR performance & function \*



**DID YOU KNOW...**

Brayden has been tested  
to endure over 1,000,000  
compressions



# 1

## CHEST COMPRESSION INDICATING LIGHTS

These illuminate to represent the volume of blood being circulated by the chest compressions. This volume depends on the depth of compressions. These will only fully light when the depth of compressions is over 5cm.

# 2

## BLOOD CIRCULATION INDICATING LIGHTS

These illuminate to represent the flow of the blood from the heart to the brain. The speed of the blood flow shown varies according to the depth and speed of the compressions. These will only fully light once the rate of compressions is over 100 per minute.

# 3

## CPR QUALITY INDICATING LIGHT

This illuminates to represent that blood is reaching the brain. This will only fully light when the depth and speed of compressions are correct.

Resuscitation Manikins provide an excellent tool to anyone interested in learning Basic Life Support, I was delighted to be given the opportunity to demonstrate the Brayden manikin. This device has an additional function which helps both the instructor to demonstrate and the end user to visualise what happens to the flow of blood to the brain based on the speed & depth of compressions. It uses a lighting function which will only illuminate when both compression depth, and speed are effective. This becomes a fantastic opportunity and will provide confidence and the ability to the end user, in the event they may have to provide real life CPR to a patient.

**Paul Stevens, Locality Manager, Yorkshire Ambulance Service NHS Trust**

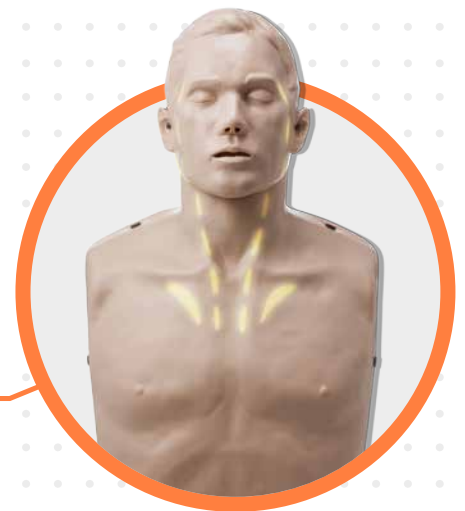
\* Brayden uses advanced built-in sensors to detect and analyse the effectiveness of CPR. These sensors are set to a default value to detect compressions in line with current (2010) CPR guidelines.

The following images illustrate the way in which the **indicating lights** correspond to CPR techniques



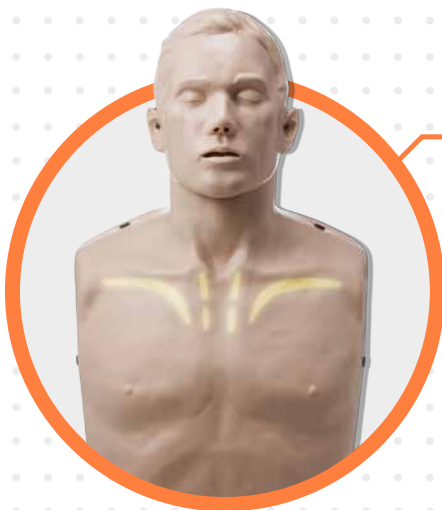
### Full illumination

CPR & Compression rate  
are correct



### Partial illumination 1

Fast CPR rate  
Shallow CPR depth



### Partial illumination 2

Slow CPR rate  
Good CPR depth



### Partial illumination 3

Slow CPR rate  
Shallow CPR depth

### DID YOU KNOW...

Brayden can illuminate  
160,000 compressions with  
1 new set of alkaline batteries



# Brayden Manikin

## Features



Oral and nasal passages which allow realistic nose pinch



Head tilt and chin lift for opening airway



Audible feedback reinforces correct compression depth (Clicker ON/OFF)



6 set of alkaline batteries can power 160,000 compressions. AC supply optional



Highly realistic chest movement with correct ventilations



Anatomically correct. Harmless, latex-free skin. Easy AED training pad removal. RoHS & REACH compliant

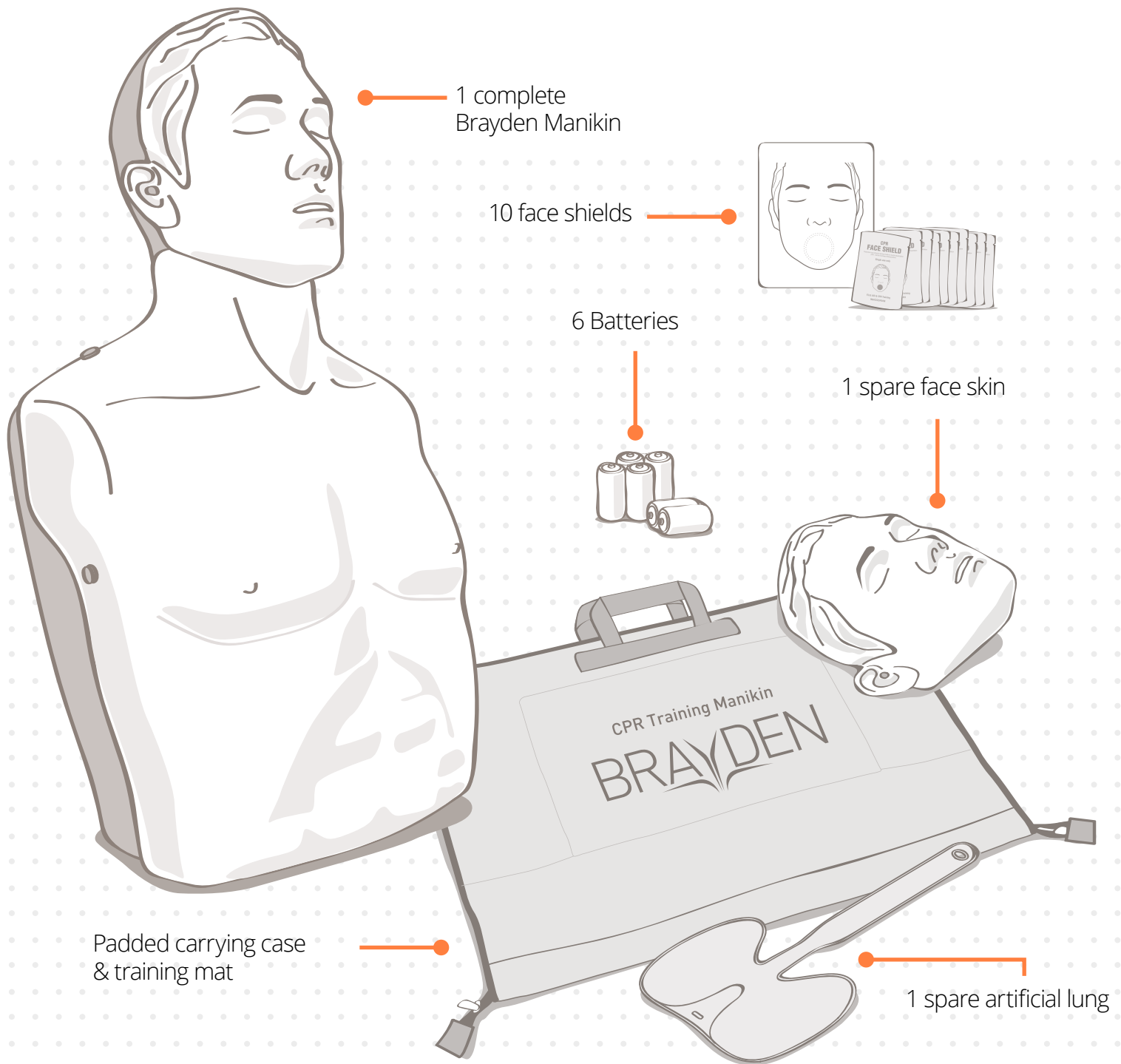
This training manikin is a useful addition to those currently available. The light effects to show likely sufficient coronary and cerebral flows is novel and will be an effective stimulus for improving the quality of compressions.

**Professor Douglas Chamberlain**



Air vent reduces the risk of cross contamination. Air from Brayden's disposable lungs exits through the back of his head. This means students never come in to contact with exhaled air

# Brayden Kit Contents



## DID YOU KNOW...

Brayden uses state-of-the-art technology with fewer moving parts and less wires resulting in a much longer life





# Brayden

## Accessory Matrix



**Head Unit**  
(25622)



**Chin Piece**  
(25623)



**Mouth Connector**  
(25626)



**Airway Valve**  
(25627)



**CPR Clicker Actuator**  
(25630)



**Spring**  
(25631)

We are delighted with this new innovative manikin which is enhancing the learner experience on courses delivered by North east Ambulance Service NHS Foundation Trust

**James Baines, Commercial Manager,  
North East Ambulance Service NHS  
Foundation Trust**



**Face Shields**  
(25634)



**Optional AC Adapter**  
(25636)



**Face Piece**  
(25620)



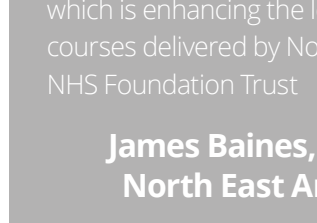
**Body Skin**  
(25621)



**Body Frame**  
(25624)



**Rib Frame**  
(25625)



**Lung Bag**  
(25628)



**CPR Clicker Unit**  
(25629)



**Instruction Manual**  
(25633)



**Carry Case &  
Training Mat**  
Carries 1: (25632)  
Carries 4: (25635)

# BRAYDEN CPR training manikin

## Technical Specifications

Type	Torso
Display visual flow of blood from the heart to the brain:	Yes
Chest compression depth and speed measuring sensor:	Yes
Chest movement with ventilation:	Yes
Head tilt and Chin lift for opening airway:	Yes
Airway system:	Non-breathing with disposable lungs
Ribs, Xiphoid:	Yes
Clicker (Audible feedback):	Yes
Length:	59 cm
Weight:	3.1Kg (6.8lb) (including batteries)
Packed weight:	5.3 kg (G/W), 4.3 kg (N/W)
Dimensions packed:	37cm X 26 cm X 62 cm
Operating temperature:	15°C to 30°C (59°F to 86°F)
Storage temperature:	-10°C to 50°C (14°F to 122°F)
Humidity:	Relative humidity between 5% and 95%
Warranty	2 years (excluding consumables)
Power:	AC adapter (Input AC 100 ~ 260V, Output DC 9V 1A) / Battery C type 1.5V (6 batteries)

### Additional Options

Brayden manikin is available without lights (25785)

Brayden Bunch multiple packages include:

- 4 x Brayden with lights (25781)
- 4 x Brayden without lights (25786)
- 1 x Brayden with lights + 3 Brayden without lights (25787)

